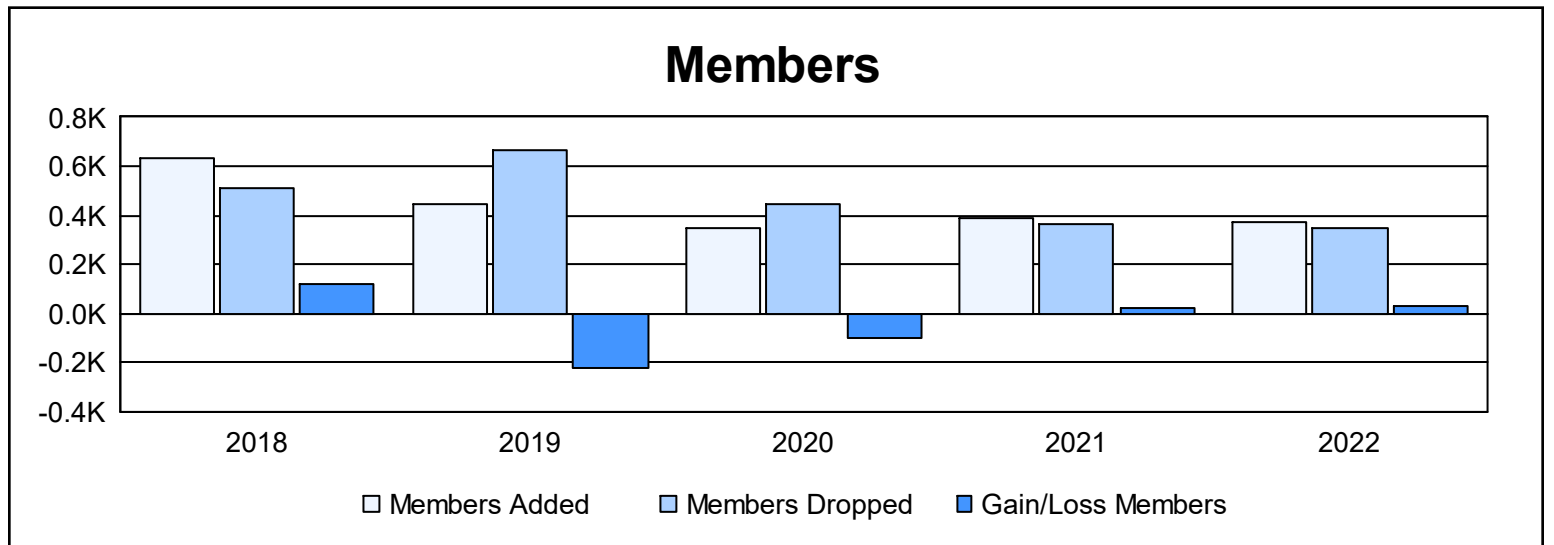
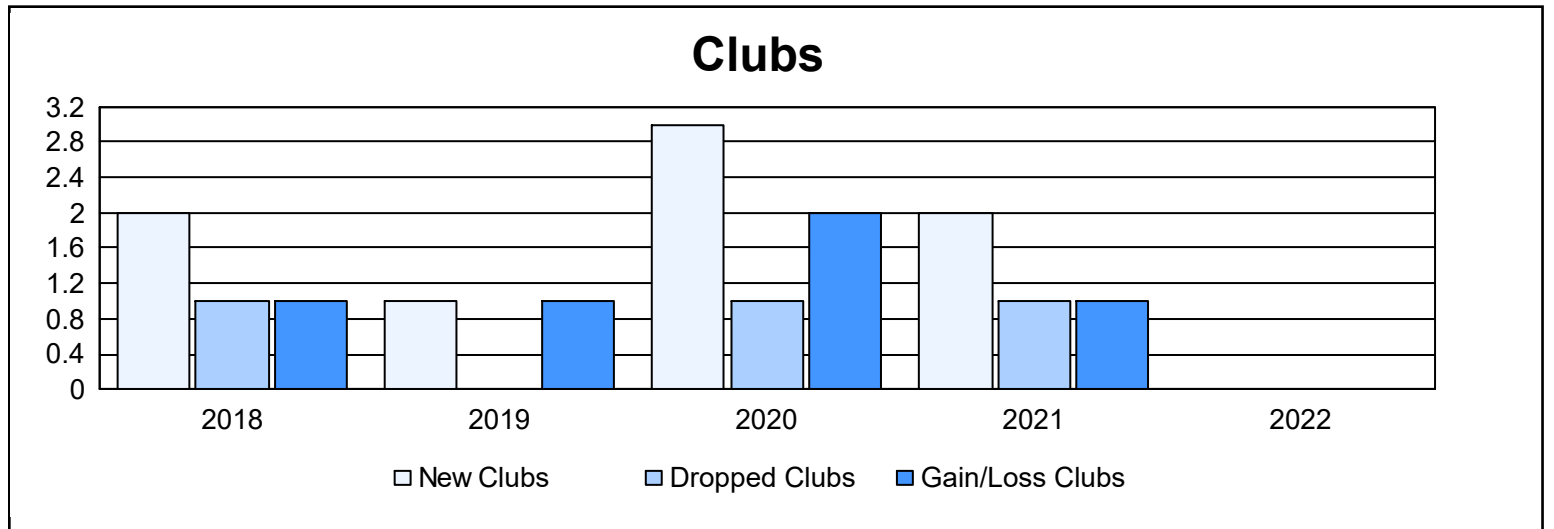
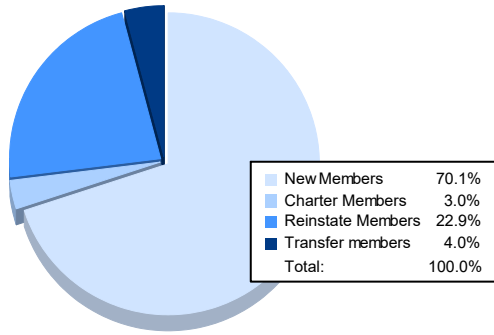


Year	New Clubs	Dropped Clubs	Gain/ Loss Clubs	New Members	Charter Members	Reinstate Members	Transfer Members	Total Member Added	Total Members Dropped	Gain/ Loss Members
2017-2018	2	1	1	475	79	63	15	632	511	121
2018-2019	1	0	1	303	34	89	16	442	662	-220
2019-2020	3	1	2	210	93	28	13	344	445	-101
2020-2021	2	1	1	262	74	38	12	386	360	26
2021-2022	0	0	0	260	11	85	15	371	344	27
<b>Average</b>	<b>2</b>	<b>1</b>	<b>1</b>	<b>302</b>	<b>58</b>	<b>61</b>	<b>14</b>	<b>435</b>	<b>464</b>	<b>-29</b>



### Membership Composition June 2022 Cumulative



### Gender Composition June 2022 Cumulative

